

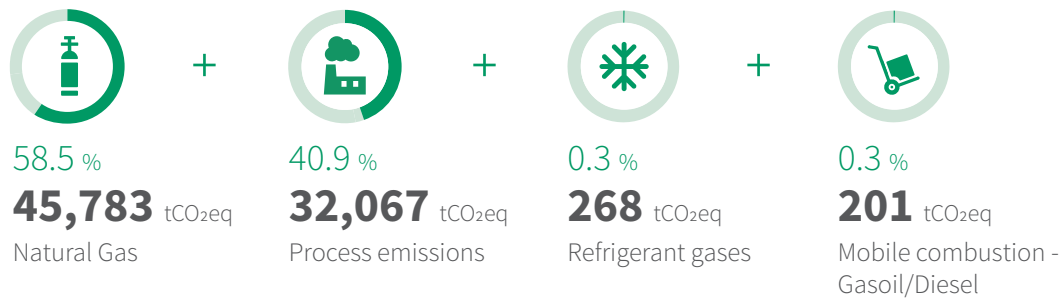
CELSA GSW

CARBON FOOTPRINT 2022


At CELSA GSW we reaffirm our commitment to sustainability and climate change, and we work to measure and mitigate emissions from our activities. As part of our commitment, the 2022 carbon footprint is included below.

WHAT EMISSIONS HAVE WE GENERATED?

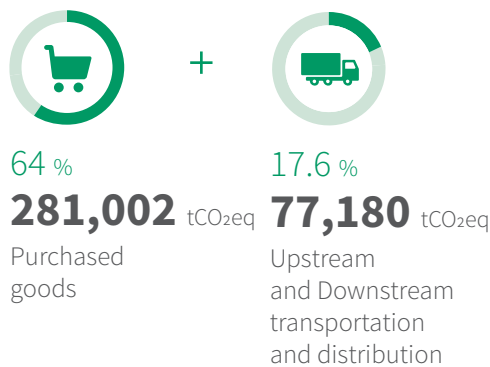
SCOPE 1: DIRECT EMISSIONS



SCOPE 2: INDIRECT EMISSIONS

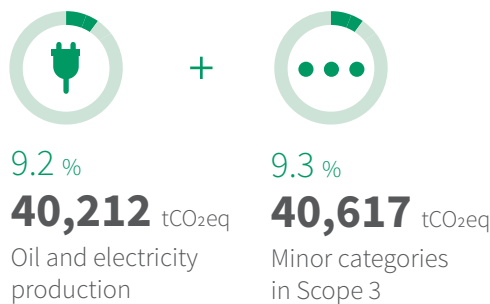


SCOPE 3: OTHERS INDIRECT EMISSIONS



Categories included in Scope 3:

- 3.1 Purchased goods
- 3.2 Capital goods
- 3.3 Oil and electricity production
- 3.4 Upstream transportation and distribution + WTT*
- 3.5 Disposal of waste
- 3.6 Business travel + WTT*
- 3.7 Employee commuting + WTT*
- 3.9 Downstream transport and distribution + WTT*

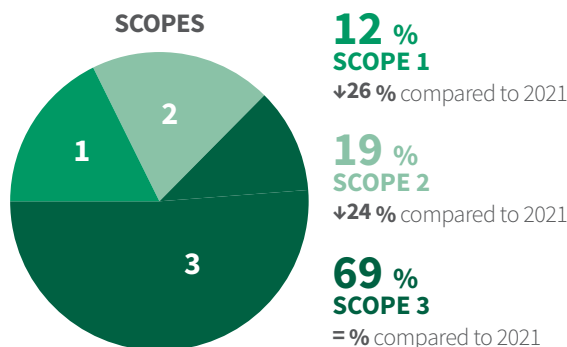


*WTT (Well-to-Tank) refers to the GreenHouse Gas emissions associated with the production and distribution of fuels before they reach a vehicle's tank, such as the extraction, refining, and transportation of crude oil.



The carbon footprint is the impact of our activities on the environment and is expressed in tonnes of CO₂ equivalent. It is calculated from the GreenHouse Gas (GHG) emissions generated.

The GHG Protocol Corporate Standard methodology has been used to calculate the carbon footprint.



All the information required by the GHG Protocol Corporate Standard, including details of the specific calculation methodologies used in each category, as well as a description of the source of the activity data and the emission factors used, is available in the CELSA Group's 2022 carbon footprint report.

The figures shown in this infographic have been verified by Bureau Veritas Iberia S.L.U. (Ref: 15506870).